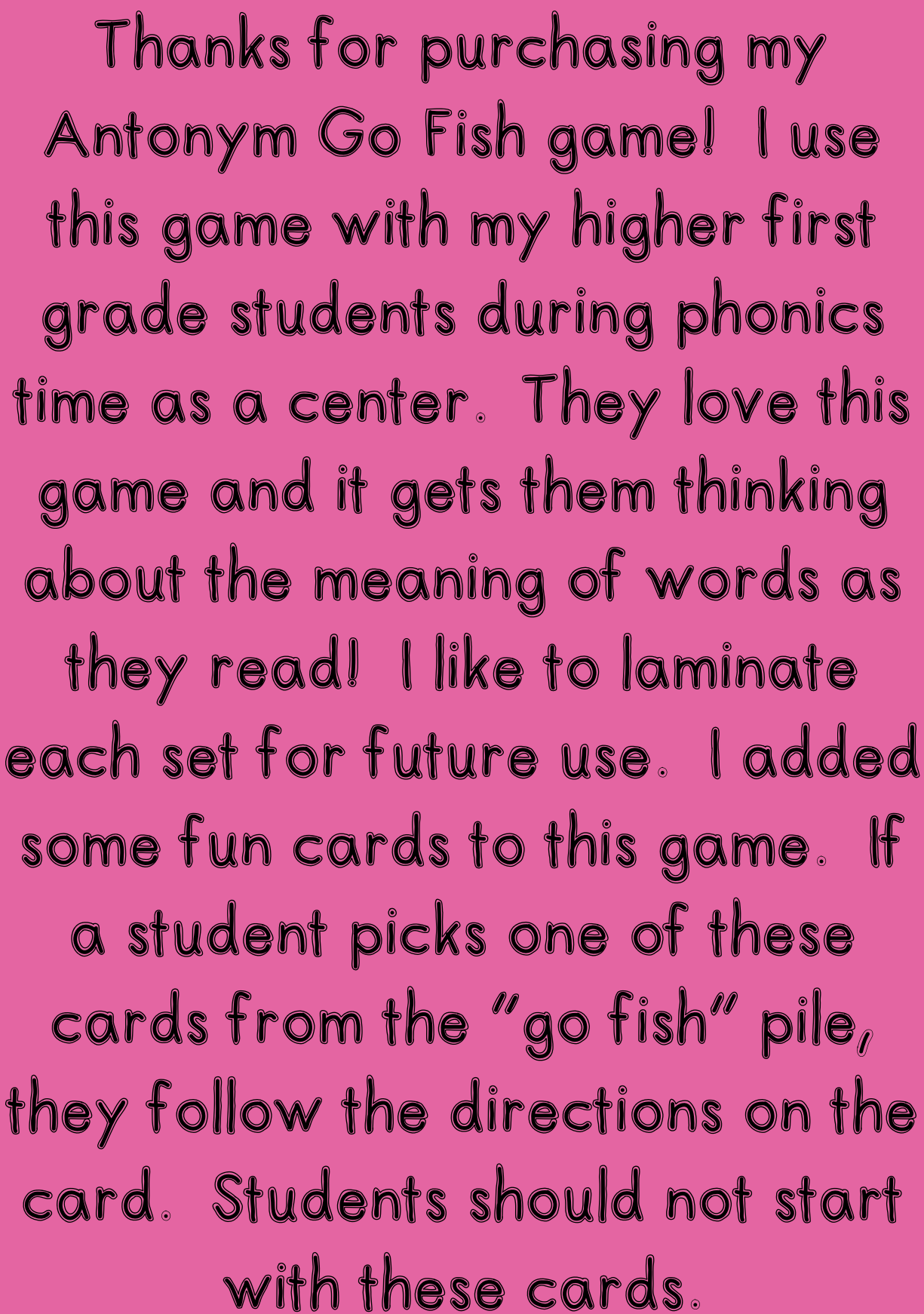


Antonym Go Fish

Hot

Cold

Created by: Emily Dossin



Thanks for purchasing my
Antonym Go Fish game! I use
this game with my higher first
grade students during phonics
time as a center. They love this
game and it gets them thinking
about the meaning of words as
they read! I like to laminate
each set for future use. I added
some fun cards to this game. If
a student picks one of these
cards from the "go fish" pile,
they follow the directions on the
card. Students should not start
with these cards.

Enjoy!

Directions:

1. Deal out 4 cards to each player.
(Make sure players don't start with cards that have sad faces or fishes on them.)
2. Put the extra cards in a pile in the middle.
3. Look at your cards and take turns asking...Do you have a word with the opposite meaning as...?
4. If the other player doesn't, take a card from the "go fish" pile.
5. If you make a match, put it to the side.
6. If you draw a card with a sad face on it, give one of your matches to another player.
7. If you draw a card with a fish on it, draw another card.
8. The player with the most matches at the end WINS!

Hot

Cold

Add

Subtract

Above

Below

Awake

Asleep

Bad

Good

Big

Little

Boy

Girl

Clean

Dirty

Close

Open

End

Begin

Day

Night

Fat

Skinny

Hungry

Full

Float

Sink

Happy

Sad

Hard

Soft

Heavy

Light

Laugh

Cry

Long

Short

On

Off

Polite

Rude

Poor

Rich

Fast

Slow

Right

Wrong

Rough

Smooth

Strong

Weak

Ugly

Beautiful

Clean

Messy

Win

Lose


Wet

Dry

Give a match to
another player.




Give a match to
another player.



Give a match to
another player.



Give a match to
another player.



It's your lucky day!
Draw another
card!



It's your lucky day!
Draw another
card!



It's your lucky day!
Draw another
card!



It's your lucky day!
Draw another
card!



If you liked this product, [CLICK
HERE](#) to see other products from my
TPT store!

Special thanks to:



I couldn't have done
it without you!